

Finalsite Chat for Families

Getting Started

[Chat for families: Get started with Finalsite Chat – Finalsite Support](#)

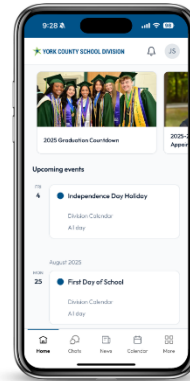
Step 1: Chat via App or Web Browser

Download the YCSD app* from the [App Store](#) or [Google Play](#)

OR

Open a browser and go to
<https://ycsd.yorkcountyschools.org/fs/chat>

**Please check to make sure you have the latest version of the YCSD app installed*



Step 2: Get logged in

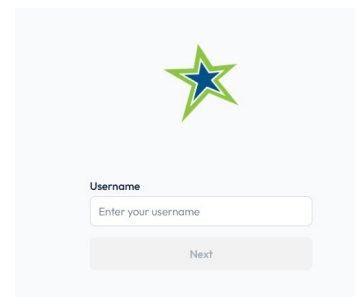
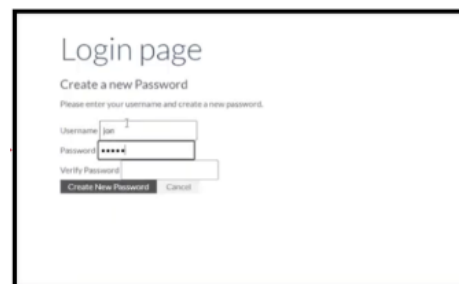
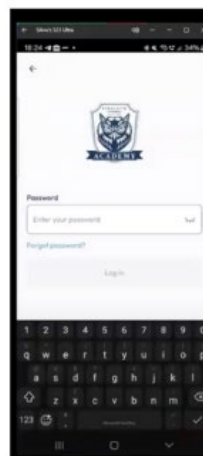
Initial Setup

1. Enter your Aspen primary email address in the Username field*
2. The Forgot password path will begin on the second screen once you enter an attempted Username.
3. Select ***Forgot password*** to have a reset password link sent to the email address associated with your account. You'll be directed to a ***Login page*** where you can ***Create a new Password***.
4. Open up the YCSD app and log in using your Aspen primary email address and password you just created.

**Contact your child's school if you are not sure what your primary email address is in Aspen.*

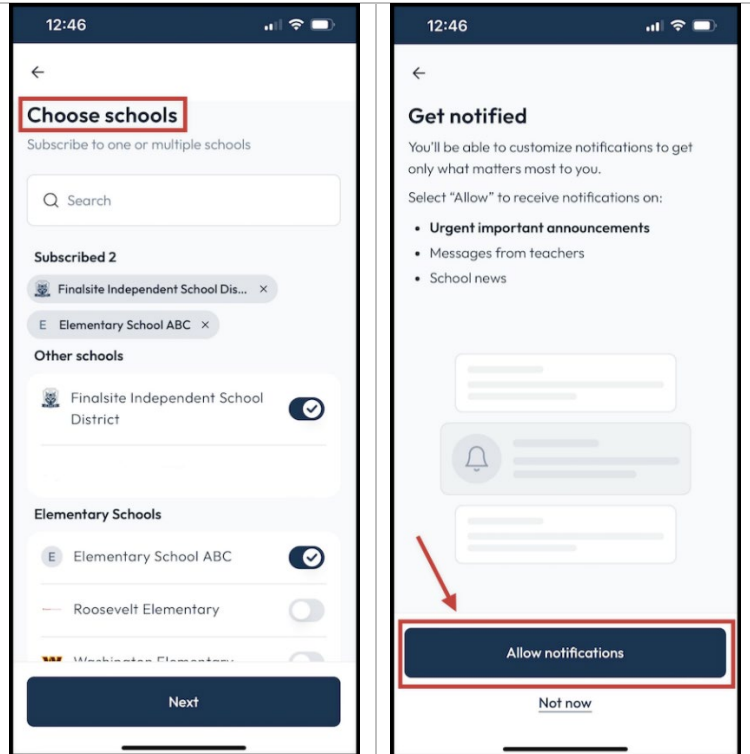
After Account Setup

1. Go back to the login screen in Step 1
2. Enter your Aspen primary email address and the password you created



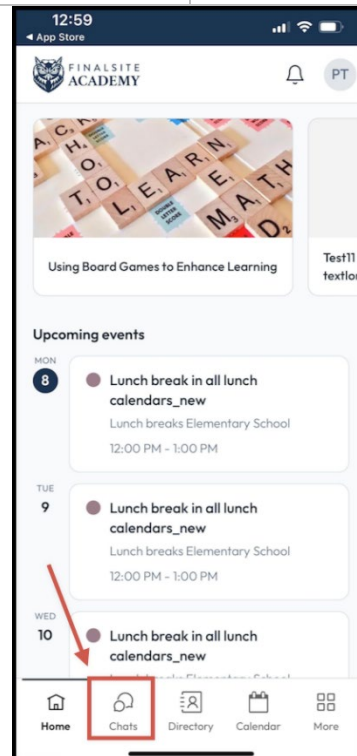
Select your preferences (initial setup)

- Select your language
- Choose school(s) to subscribe to
- Select to allow notifications
- Subscribe to mailing lists



Step 3: Navigate to Chats icon in bottom toolbar (App Only)

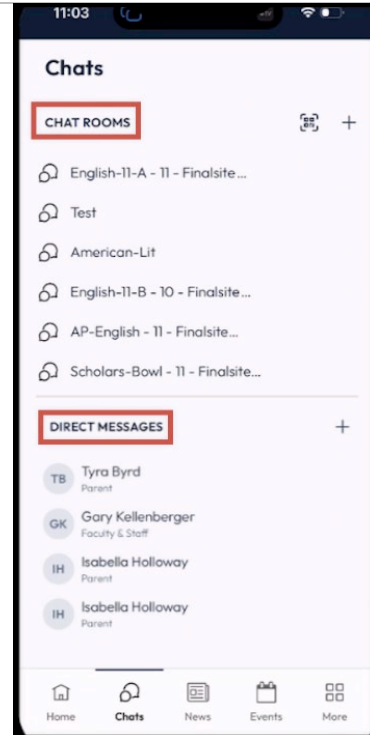
Once you are logged in to your mobile app, find the **Chats** icon in the bottom toolbar. Click to open and start chatting.



Step 4: Chat home screen

The chat home screen is where it all begins.

- **Chat rooms** you have been assigned to are in the top half of the screen.
- **Direct Messages** are in the bottom half.



Sending Messages

[Chat for families: Connect and collaborate with school staff – Finals Site Support](#)

[Video Tutorial: Chat in a chat room](#)

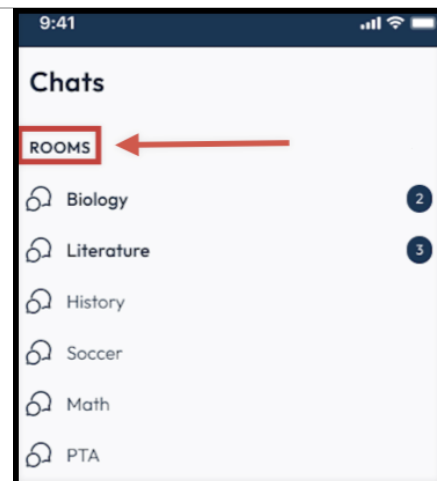
[Video Tutorial: Communicate with Direct Messages](#)

Chat in a chat room or direct message

The top half of your chat screen in your mobile app includes a list of all the chatrooms in which you are a Chat Participant.

Click to read messages in chat rooms with a notification bubble next to them. This means you have Unread Messages.

The bottom half of the chat screen in your mobile app includes a list of direct messages.



Once inside a room or direct message, start a chat message by typing text into the Message box at the bottom.

- Upload from Photo Library, Take a Photo or Video, and/or Choose Files.
- Format your text.
- Click the send icon to share this message with the chat room.

